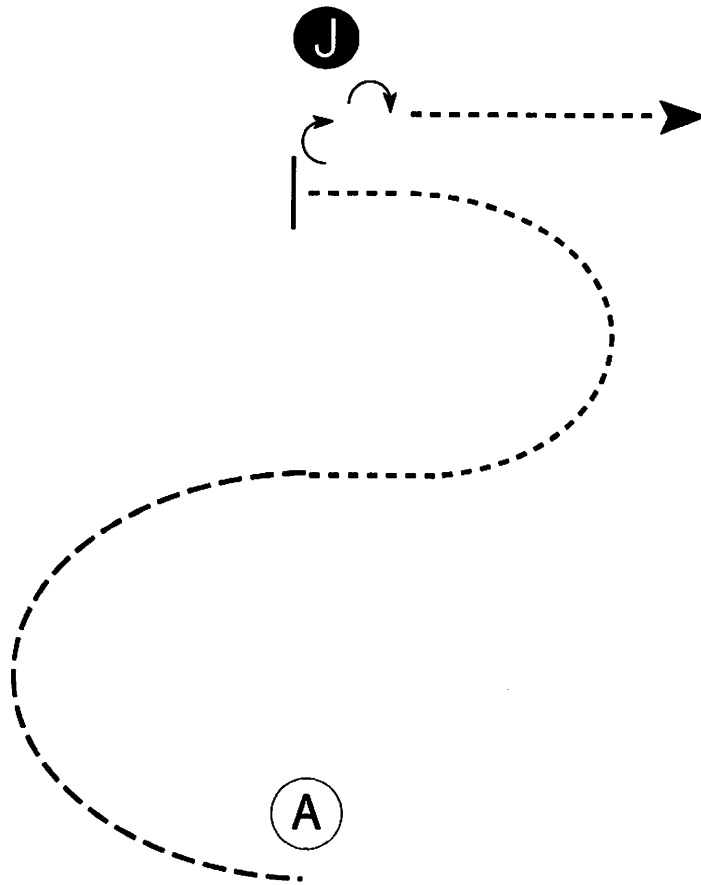


# COLOR CLASSIC HORSE SHOW

SHOWMANSHIP (WALK / JOG, WALK / TROT)

MAY 27<sup>TH</sup>



Be ready at A.

1. Trot a half circle to center of pattern.
2. Break to a walk and walk a half circle.
3. Stop, perform a 1/4 turn, and set up for inspection.
4. When dismissed, perform a 1/4 turn.
5. Walk to exit.

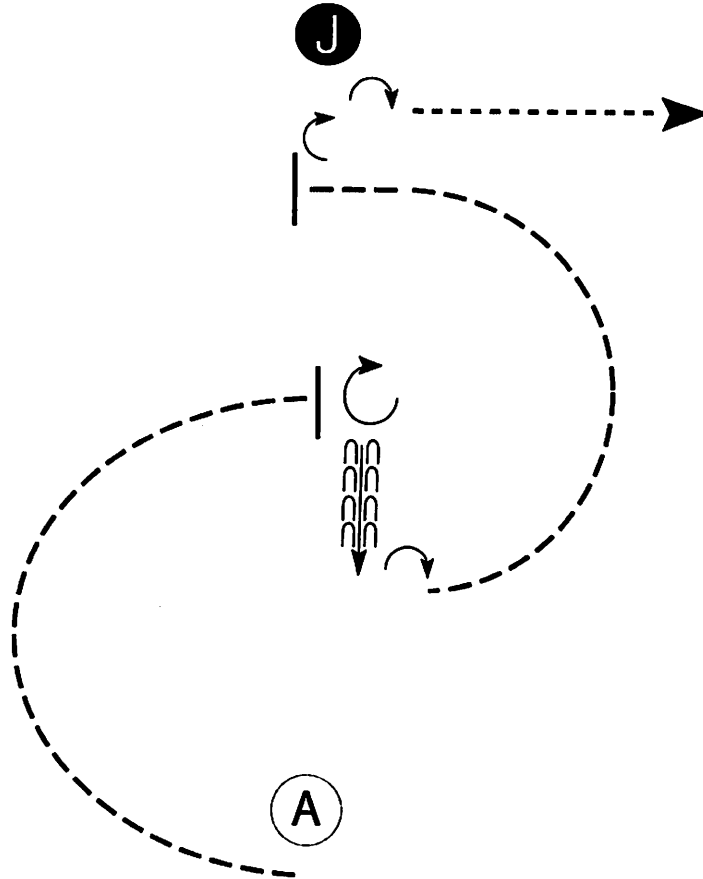
Follow the instructions of your ring steward.

Walk	-----
Trot	-----
Back	← ↺↺↺↺ ↻↻↻↻
Marker	⊙ B
Judge	● J

# COLOR CLASSIC HORSE SHOW

SHOWMANSHIP (OPEN)

MAY 27<sup>TH</sup>



Be ready at A.

1. Trot a half circle to center of pattern.
2. Stop and perform a 3/4 turn.
3. Back one horse length.
4. Perform a 1/4 turn.
5. Trot a half circle.
6. Perform a 1/4 turn and set up for inspection.
7. When dismissed, perform a 1/4 turn.
8. Walk to exit.

Follow the instructions of your ring steward.

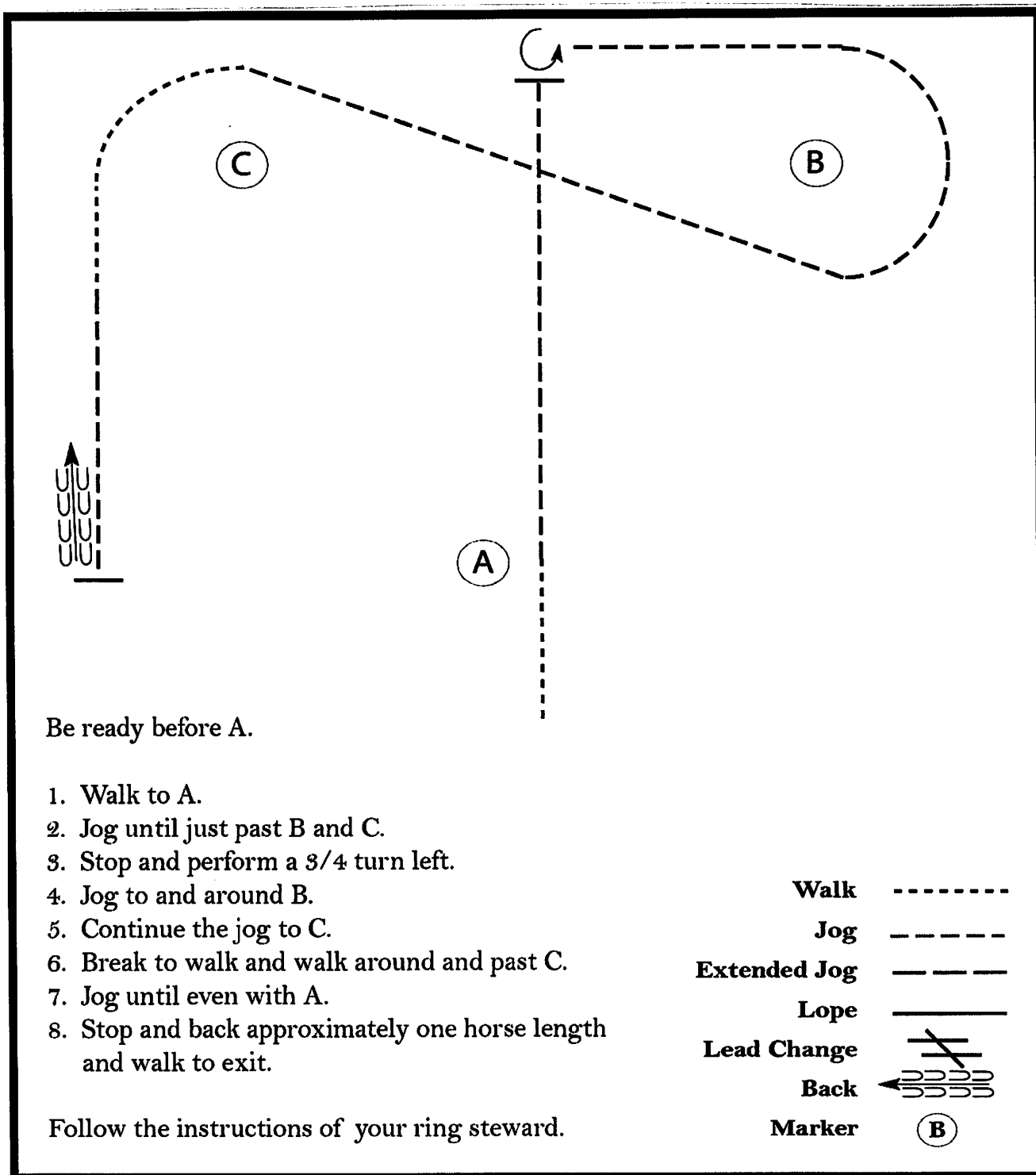
Walk	-----
Trot	- - - - -
Back	←
Marker	Ⓟ
Judge	Ⓝ



# COLOR CLASSIC HORSE SHOW

WESTERN HORSEMANSHIP (WALK / JOG)

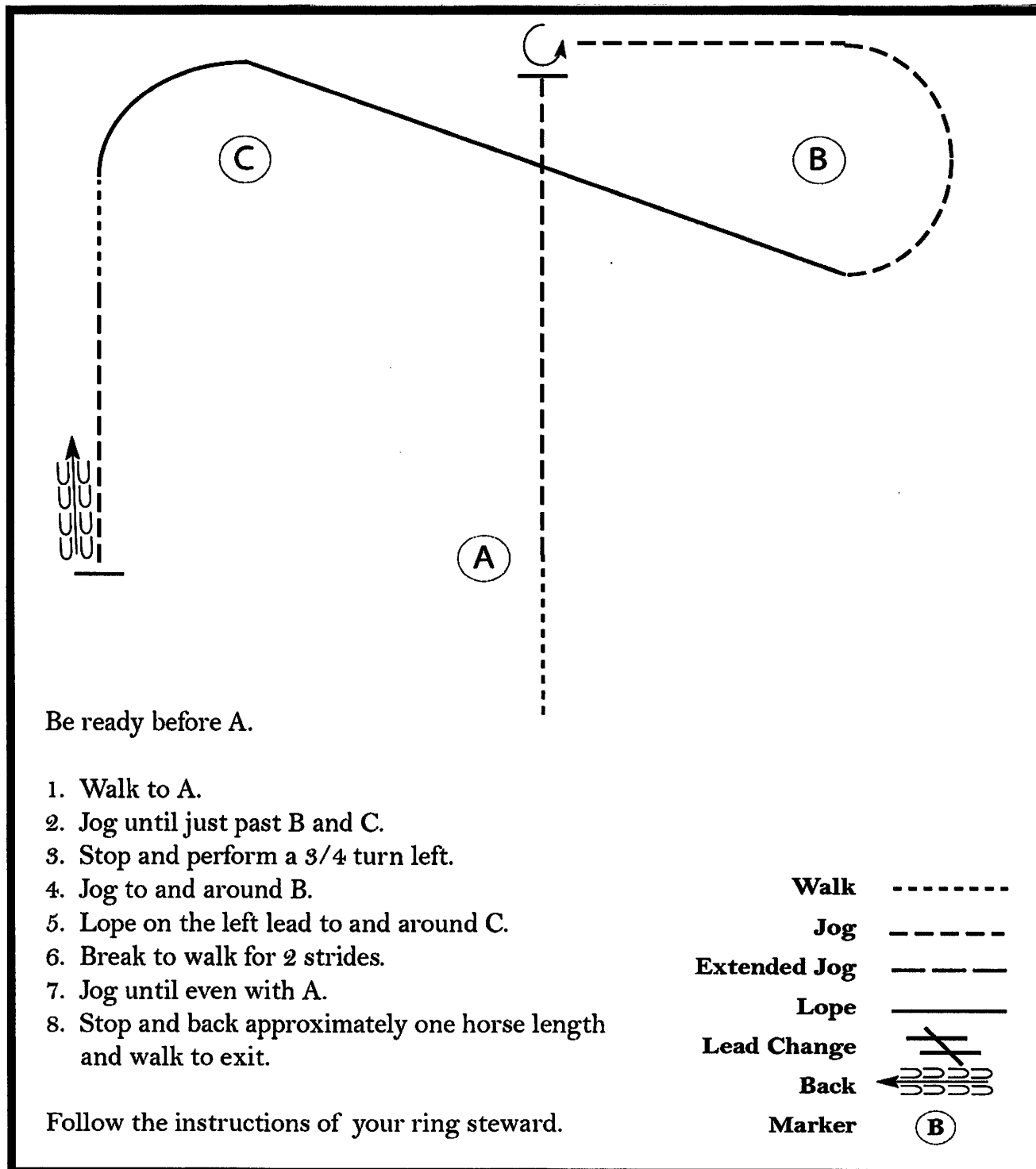
MAY 28<sup>TH</sup>



# COLOR CLASSIC HORSE SHOW

WESTERN HORSEMANSHIP (OPEN)

MAY 28<sup>TH</sup>



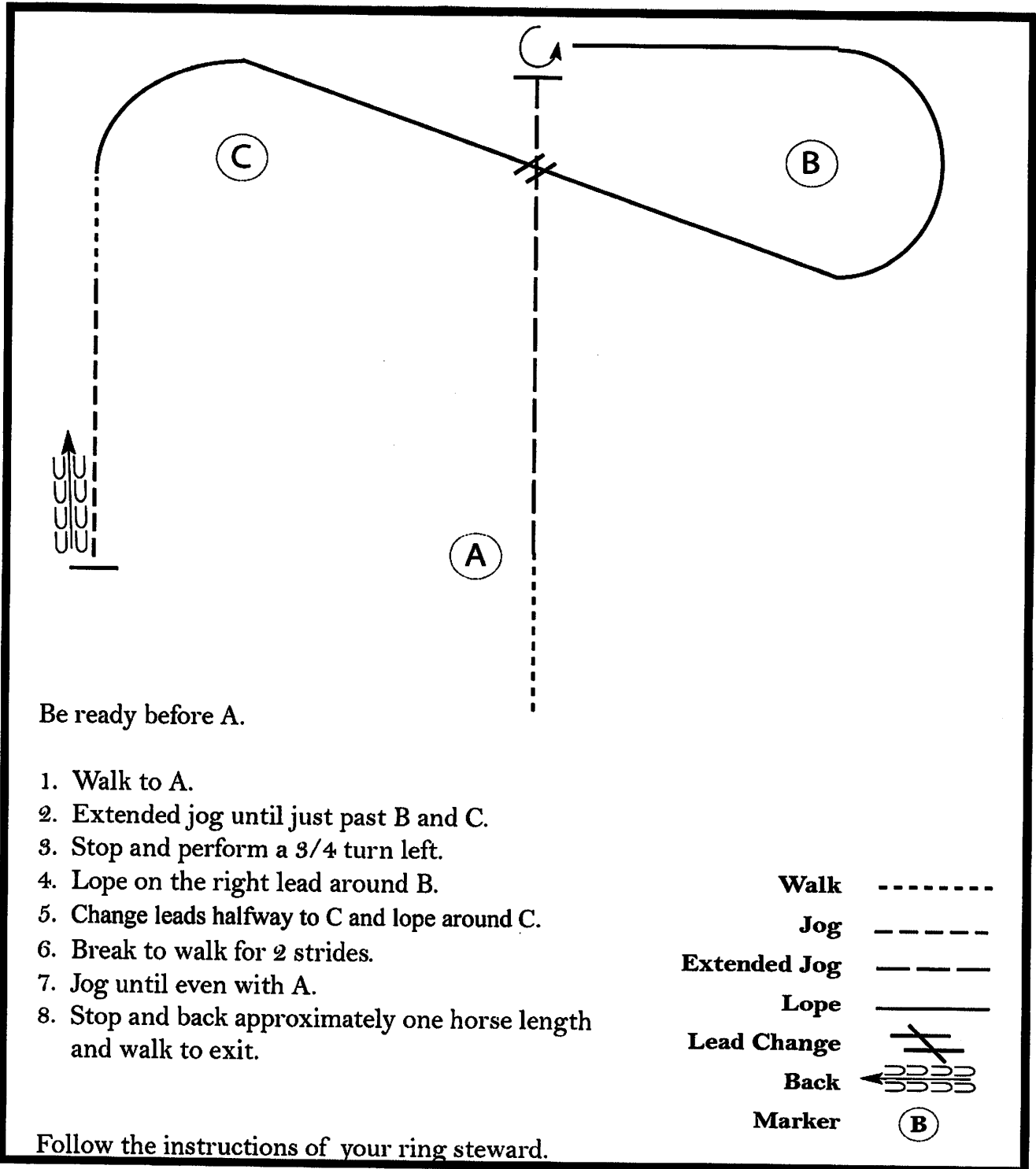
Be ready before A.

1. Walk to A.
2. Jog until just past B and C.
3. Stop and perform a 3/4 turn left.
4. Jog to and around B.
5. Lope on the left lead to and around C.
6. Break to walk for 2 strides.
7. Jog until even with A.
8. Stop and back approximately one horse length and walk to exit.

<b>Walk</b>	.....
<b>Jog</b>	-----
<b>Extended Jog</b>	-----
<b>Lope</b>	—————
<b>Lead Change</b>	
<b>Back</b>	
<b>Marker</b>	

Follow the instructions of your ring steward.

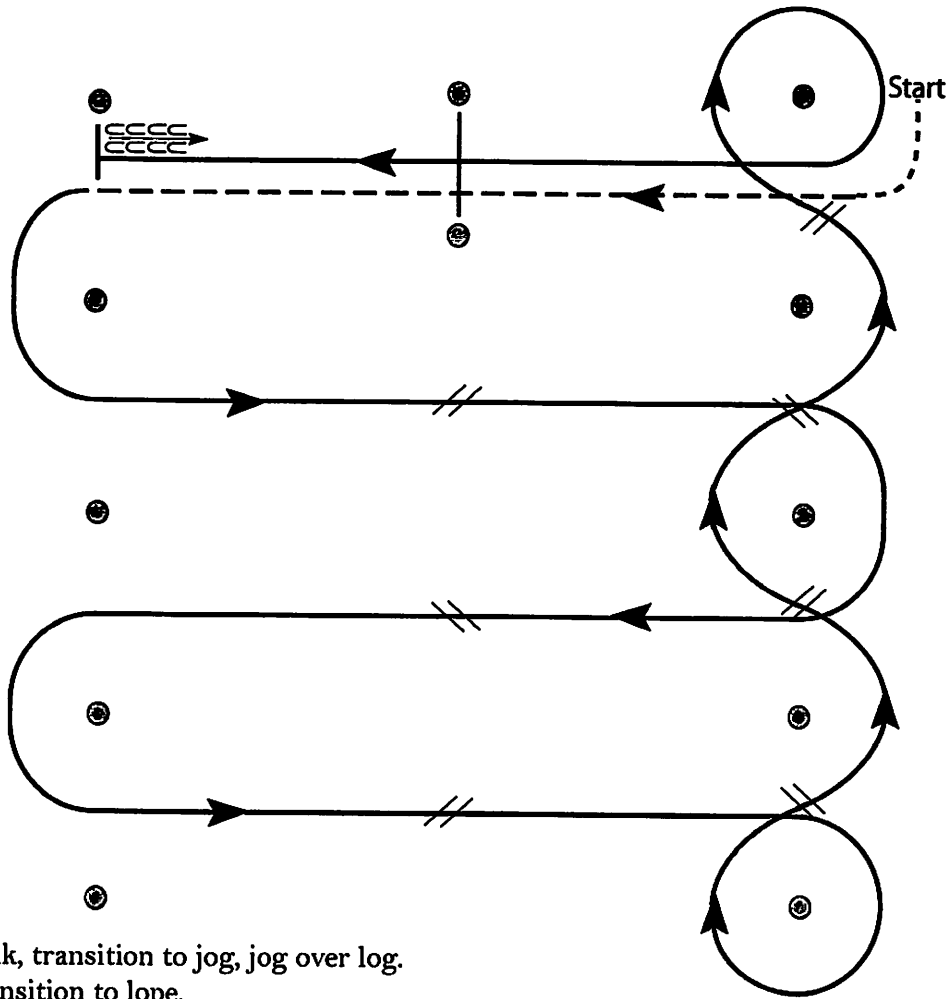
**COLOR CLASSIC HORSE SHOW**  
**WESTERN HORSEMANSHIP (YOUTH & AMATEUR)**  
**MAY 28<sup>TH</sup>**



# COLOR CLASSIC HORSE SHOW

WESTERN RIDING (ALL CLASSES)

MAY 28<sup>TH</sup>



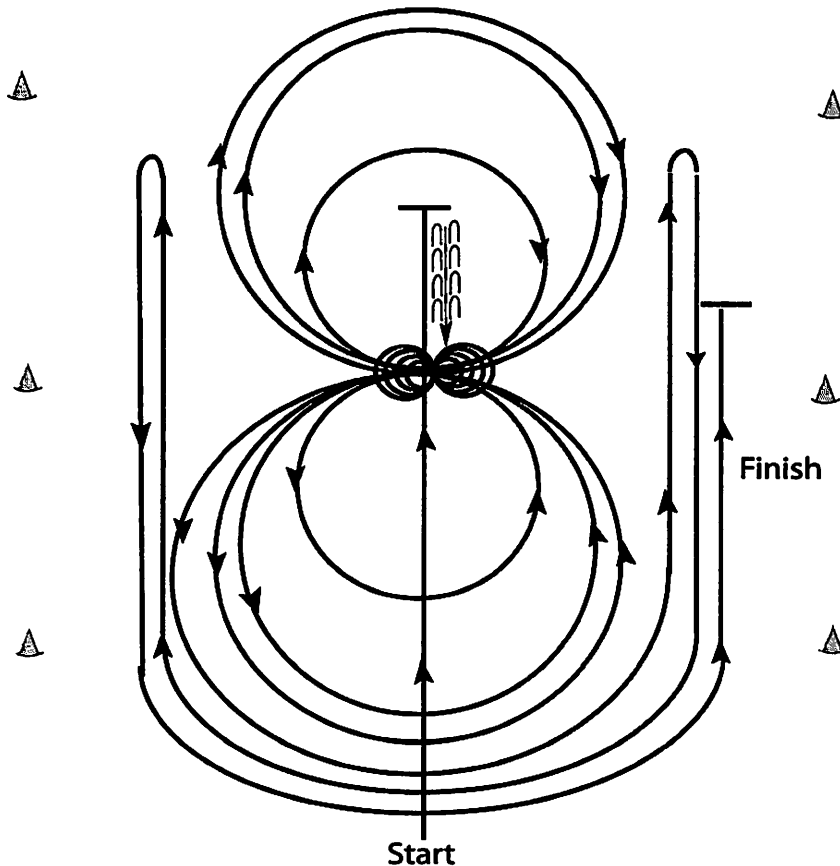
1. Walk, transition to jog, jog over log.
2. Transition to lope.
3. First crossing change.
4. Second crossing change.
5. Third crossing change.
6. Circle and first line change.
7. Second line change.
8. Third line change.
9. Fourth line change and circle.
10. Lope log.
11. Lope, stop and back.

CLASSES 86, 87

# COLOR CLASSIC HORSE SHOW

REINING (ALL CLASSES) PATTERN 9

MAY 28<sup>TH</sup>



1. Run past the center marker and do a sliding stop. Back up to the center of the arena or at least ten feet (3m). Hesitate.
2. Complete four spins to the right.
3. Complete four and one-quarter spins to the left so that horse is facing the left wall or fence. Hesitate.
4. Beginning on the left lead, complete three circles to the left: the first circle small and slow; the next two circles large and fast. Change leads at the center of the arena.
5. Complete three circles to the right: the first circle small and slow; the next two circles large and fast. Change leads at the center of the arena.
6. Begin a large fast circle to the left but do not close this circle. Run up the right side of the arena past the center marker and do a right rollback at least twenty feet (6.09m) from the wall or fence – no hesitation.
7. Continue back around the previous circle but do not close this circle. Run up the left side of the arena past the center marker and do a left rollback at least twenty feet (6.09m) from the wall or fence – no hesitation.
8. Continue back around previous circle but do not close this circle. Run up right side of the arena past the center marker and do a sliding stop at least twenty feet (6.09m) from the wall or fence. Hesitate to demonstrate completion of the pattern.

Rider may dismount and drop bridle to the designated judge.

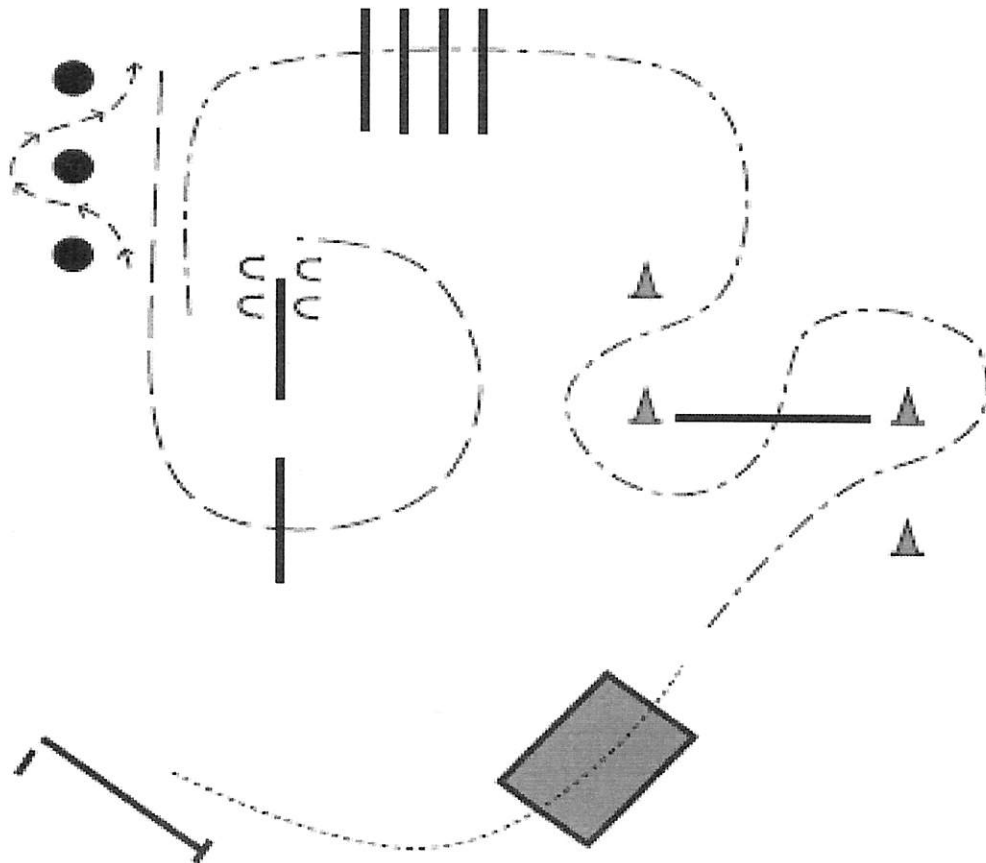
CLASSES 89, 90, 91



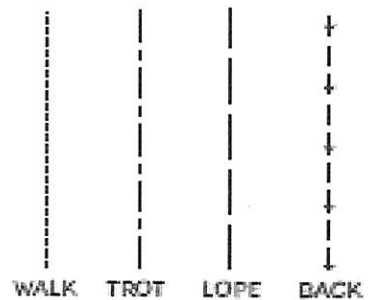
# COLOR CLASSIC HORSE SHOW

TRAIL (OPEN, YOUTH & AMATEUR)

MAY 28<sup>TH</sup>



1. Be Ready at Gate
2. Work Gate, RIGHT HAND PUSH
3. Walk over Bridge
4. Trot thru Cones, and Over Log
5. Trot Over Poles and up to First Back Thru Pole
6. Stop. Back Thru Poles
7. Lope Left Lead over Log to Ground Pole
8. Sidepass Left over ONE Ground Pole
9. Exit

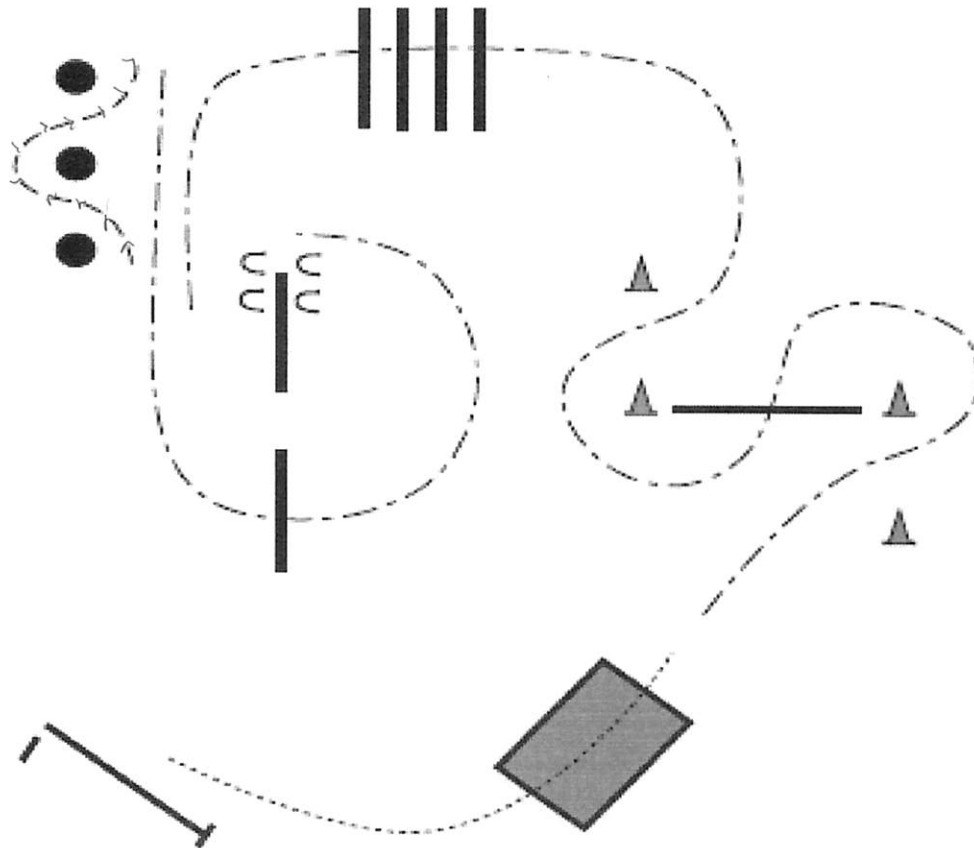


CLASSES 99, 100, 101, 102, 103, 104, 105, 106, 107, 108, 109, 110

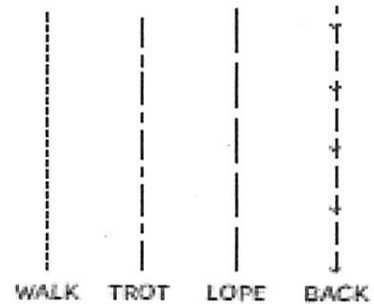
# COLOR CLASSIC HORSE SHOW

TRAIL (IN HAND & WALK / JOG)

MAY 28<sup>TH</sup>



1. Be Ready at Gate
2. Work Gate, RIGHT HAND PUSH
3. Walk over Bridge
4. Trot thru Cones, and Over Log
5. Trot Over Poles and up to First Back Thru Pole
6. Stop. Back Thru Poles
7. Trot over Log to Ground Pole
8. Sidepass Left over ONE Ground Pole
9. Exit

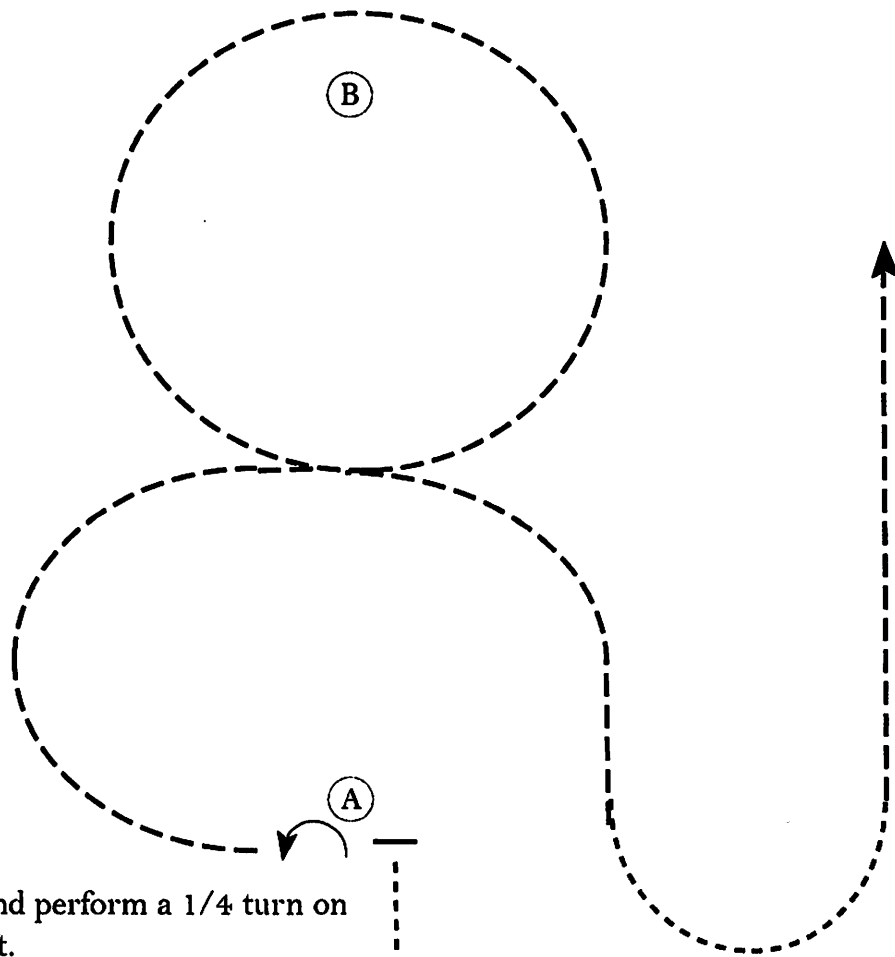


CLASSES 92, 93, 94, 95, 96, 97, 98

# COLOR CLASSIC HORSE SHOW

HUNT SEAT EQUITATION (WALK / TROT)

MAY 29<sup>TH</sup>



Be ready before A.

1. Walk to A.
2. Stop before A and perform a 1/4 turn on the forehand left.
3. Posting trot on the left diagonal to center.
4. Change diagonals and trot around B.
5. Sitting trot in center and trot until even with A.
6. Walk a half circle.
7. Posting trot on the right diagonal to exit.

Follow the instructions of your ring steward.

Walk	-----
Trot	- - - - -
Extended Trot	— — — — —
Canter	—————
Leg Yield	
Lead Change	↙ ↘
Back	←←←←← 55555
Marker	Ⓚ
Sidepass	← - - - - ←
Hand Gallop	———

# COLOR CLASSIC HORSE SHOW

HUNT SEAT EQUITATION (OPEN)

MAY 29<sup>TH</sup>

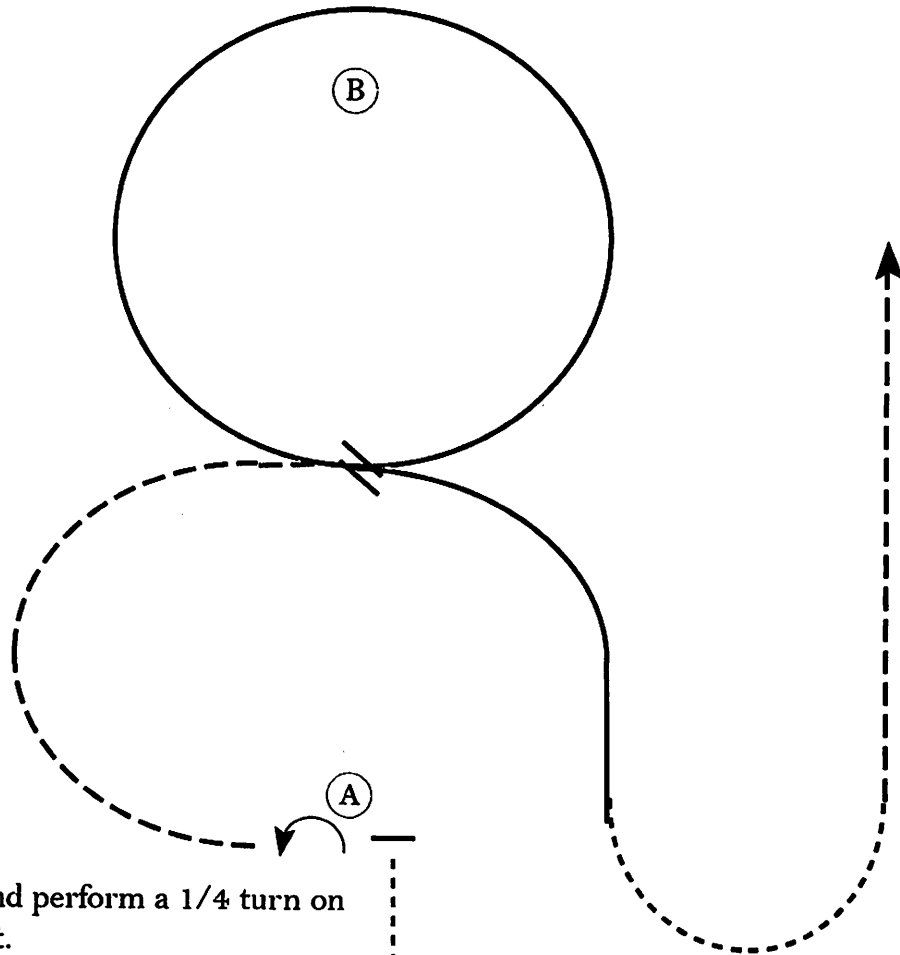
Be ready before A.

1. Walk to A.
2. Stop before A and perform a 1/4 turn on the forehand left.
3. Posting trot on the left diagonal to center.
4. Canter a circle around B on the left lead.
5. Break to a sitting trot in center and trot until even with A.
6. Walk a half circle.
7. Posting trot on the right diagonal to exit.

Follow the instructions of your ring steward.

Walk	-----
Trot	- - - - -
Extended Trot	-----
Canter	-----
Leg Yield	
Lead Change	---/---
Back	←←←←←
Marker	Ⓚ
Sidepass	←-----←
Hand Gallop	-----

**COLOR CLASSIC HORSE SHOW**  
**HUNT SEAT EQUITATION (YOUTH & AMATEUR)**  
**MAY 29<sup>TH</sup>**



Be ready before A.

1. Walk to A.
2. Stop before A and perform a 1/4 turn on the forehand left.
3. Posting trot on the left diagonal to center.
4. Canter a circle around B on the left lead.
5. Change leads in center and canter on the right lead until even with A.
6. Walk a half circle.
7. Posting trot on the right diagonal to exit.

Follow the instructions of your ring steward.

Walk	-----
Trot	- - - - -
Extended Trot	-----
Canter	-----
Leg Yield	
Lead Change	---/---
Back	← 3333
Marker	⊙ B
Sidepass	← - - - -
Hand Gallop	-----